

The **LINDRIVE** offers a very easy and convenient installation for new and retrofit projects. Over 90% efficient, the Class 2 LED driver has an low operating temperature making this a versatile solution.

With a high impact plastic housing, there is no need for a ground wire and is easy to connect directly to Romex® with built-in connectors. No wire nuts needed!

Available in 20W, 40W, and 60W, in both 12VDC and 24VDC.

The **LINDRIVE** is perfect for lighting those kitchen cabinets, linear accent lighting, cove lighting, in addition to any small to medium sized LED tape lighting projects and much more!

LINDRIVE



Application: Recessed and Under-Cabinet Lighting

KEY FEATURES


- Single Channel
- Phase Dimmable with Leading Edge Dimmer
- 100-130VAC
- 12 or 24VDC Output
- Max Load: 20W, 40W, 60W
- Low Profile Hard Plastic Case (No Ground Required)
- Side Feed Terminal Blocks for Easy Wiring and Installation
- Auto-Reset Protection for Short Circuits & Over Voltage
- ETL Listed, Class 2, UL8750 and 1310
- 5-Year Warranty

APPLICATIONS


- Residential
- Tape Lighting
- Undercabinet
- Linear
- Cove Lighting
- Toe Kick




LINDRIVE Phase-Cut Dimmable LED Driver



Easy to connect directly to Romex®




ROMEX 2-Wire



No Ground Wire Required

Easy to connect directly to Low-Voltage system



ORDERING GUIDE Example: SLT20L12DC

Part Number	Max Load	Input	Output	Dimming	Class 2	Environment
SLT20L12DC	20W	120VAC	12VDC	Phase	Yes	Damp & Dry
SLT40L12DC	40W	120VAC	12VDC	Phase	Yes	Damp & Dry
SLT60L12DC	60W	120VAC	12VDC	Phase	Yes	Damp & Dry
SLT20L24DC	20W	120VAC	24VDC	Phase	Yes	Damp & Dry
SLT40L24DC	40W	120VAC	24VDC	Phase	Yes	Damp & Dry
SLT60L24DC	60W	120VAC	24VDC	Phase	Yes	Damp & Dry

Dimensions	20W	40W	60W
Length	6.10" (154.94mm)	7.00" (177.8mm)	7.48" (190mm)
Mounting Length	5.80" (147.32mm)	6.70" (170.18mm)	7.09" (180.1mm)
Width	2.10" (53.34mm)	2.40" (60.96mm)	2.36" (59.94mm)
Height	0.80" (20.32mm)	1.00" (25.40mm)	1.38" (35.05mm)



14711 Bentley Circle
Tustin, CA 92780
(714) 312-5080
customer@magnitudeinc.com
www.magnitudeinc.com